

No. 667,576.

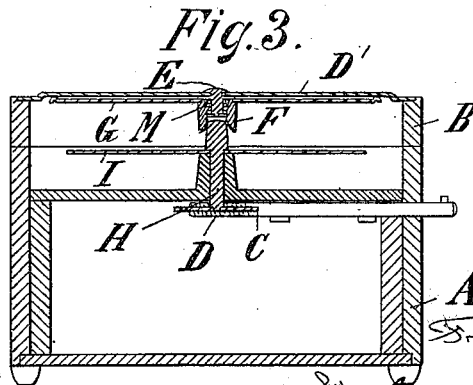
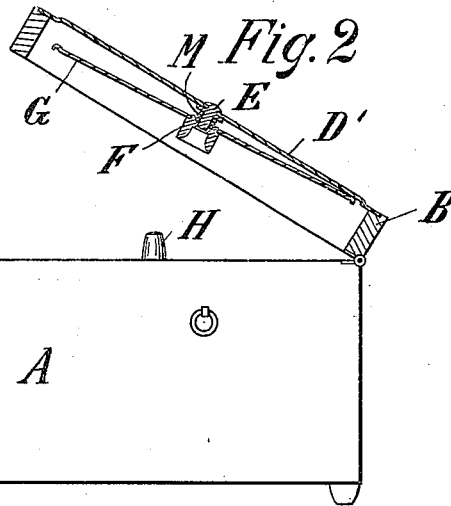
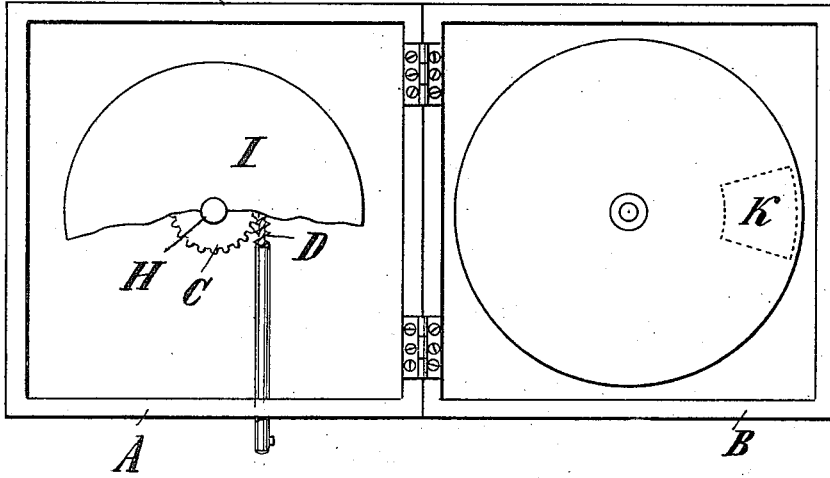
Patented Feb. 5, 1901.

F. A. RICHTER.
DISPLAY ATTACHMENT FOR MUSIC BOXES.

(Application filed Apr. 23, 1900.)

(No Model.)

Fig. 1.



Witnesses
J. O. Keefe
Amos S. Elliott

Inventor
Friedrich A. Richter

Attorney
James L. Norris

UNITED STATES PATENT OFFICE.

FRIEDRICH ADOLF RICHTER, OF RUDOLSTADT, GERMANY.

DISPLAY ATTACHMENT FOR MUSIC-BOXES.

SPECIFICATION forming part of Letters Patent No. 667,576, dated February 5, 1901.

Application filed April 23, 1900. Serial No. 13,974. (No model.)

To all whom it may concern:

Be it known that I, FRIEDRICH ADOLF RICHTER, a subject of the King of Bavaria, residing at Rudolstadt, in the Principality of Schwarzburg-Rudolstadt, in the German Empire, have invented a certain new and useful Improvement in Display Attachments for Music-Boxes, of which the following is a specification.

My invention relates to an improvement in mechanical musical instruments in which by means of suitable driving mechanisms note-disks are rotated for the purpose of intermittently operating either levers or star-wheels, so as to cause the reeds to sound in correspondence with the notes of the said disks; and the main object of my improvement is to produce moving spectacular effects by the rotatory movements of a spectacular or scenic disk or plate arranged within or underneath the cover of the musical box and actuated by the vertical shaft carrying the note-disk. To this end the plate or top of the cover of the box is provided with an opening or with several openings to bring the scenic disk or plate into the field of view of the outside beholder.

I attain the object aimed at by the special arrangement illustrated in the accompanying drawings, in which—

Figure 1 is a plan view of a portion of a mechanical musical box sufficing to illustrate my invention, with the cover in open position. Fig. 2 is an elevation, partly in section, with the cover in elevated position. Fig. 3 is a sectional view of the box with the cover in closed position.

Similar letters refer to similar parts throughout the several views.

The case or box A, with the cover B hinged thereto, may be made in any suitable way or shape, and the parts constituting the playing mechanism may likewise be of any usual and well-known construction. By way of example a worm and wheel D and C are shown in the drawings as means for rotating the note-disk.

In the center of the plate or top D' of the cover B a pin or stud E is rigidly connected with the plate D by riveting or in any other suitable manner. At the lower end of said stud, projecting into the interior of the cover, a flange is provided, upon which rests a socket or cap F, loosely connected with the stud.

Said cap F is the carrier of the spectacular disk G and is firmly attached to the latter. When the cover B is closed, (see Fig. 3,) the cap F will tilt over and under the action of the spring M, interposed between the cap F and the upper flange of the stud, will hold the elongated head of the vertical shaft H of the playing mechanism so as to rotate therewith, at the same time causing the spectacular disk to also rotate in correspondence with the rotatory movements of the note-disk I, detachably connected with the shaft H in the usual and well-known manner. On the inner face of the disk G there are printed or painted or otherwise provided one or more figures or pictures, which will come into the field of view of the beholder each time they pass behind or come in rear of the opening K of the cover-plate D'.

What I claim as my invention, and desire to secure by Letters Patent, is—

1. The combination with a mechanical music-box provided with a hinged or pivoted cover, of a spectacular disk suitably connected to said cover, and a spring-pressed means for bringing said disk into operative relation with the operating-shaft of the playing mechanism causing thereby the rotation of said disk.

2. The combination with a mechanical musical box provided with a suitable cover, of a spring-pressed spectacular disk carried by said cover and adapted to be brought into operative relation with the operating-shaft of the playing mechanism when said cover is closed causing the rotation of said disk.

3. The combination with a mechanical music-box provided with a cover suitably connected thereto, of a stud connected to said cover, a spectacular disk, and a spring-pressed socket connected to said disk and adapted to be brought into operative relation with the operating-shaft of the playing mechanism, when said cover is closed causing thereby the rotation of said disk, substantially as described.

In testimony whereof I have signed my name to this specification in the presence of two subscribing witnesses.

FRIEDRICH ADOLF RICHTER.

Witnesses:

ROBERT P. SCHMIDT,
ALBERT MASCHKE.